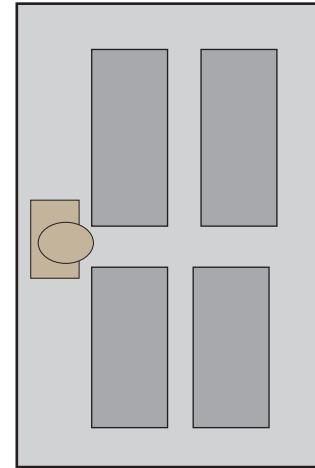




a



's

Day!

- 24 Valentine Rebus Puzzles
- Index with 40+ more puzzle ideas
- Rebus Word List with 50+ terms



Isabelle Hoag M. Ed.
Director of Education
UnCommon-Core.com

Table of Contents

Hello Teachers	3
Introduction	4
Puzzle Template	6
Print and Solve Puzzles	7
Rebus Valentine Word List	32
Index and Ideas	41
Terms of Use	44

UnCommon-Core.com

helps elementary math teachers
captivate students' imaginations

UnCommon-Core.com

is an independent business
not affiliated with any other organizations.

Hello Teachers,

Thank you for downloading this handout. After decades of teaching, now I am sharing some of the activities I designed for my students and some new ones as well.

Please, check out the self-paced teacher education courses on UnCommon-Core.com.

While you are there, sign up for your free copy of **Colorful Collections: A Mindful Exploration of Proper Fractions**.



Also, visit my Teachers Pay Teachers store UnCommon-Core dot com.

Thank you again. All the best,



Isabelle

Isabelle Hoag M.Ed.
Director of Education
UnCommon-Core.com



Flappy Valentine's Day Teachers! There are so many **ways to have fun with this activity:**

♥ Use pages 7 to 31 to **solve the rebus puzzles** in groups or individually. Let them whisper the words and names of images they see in order to make sense of the rebus sentence. Then they can cut their page in two and cut out the words. After pasting the words in order, they can trace inside the letters. Older students might want to write the words in place rather than using scissors and glue.

Make the task easier by working one together before giving everyone the same puzzle. Discuss the word list as a class first. Make the task more challenging by giving out different puzzles or more difficult puns.

Remember not all your students have the vocabulary needed to make sense of these puns. You may have to tell them that a baby goat is a 'kid,' there can be a 'knot' in wood, or help them create an image of tape or glue when they are 'stuck' on their valentine.

♥ Use the word list and the puzzle template on page 6 to let **students make their own puzzles**. Invite them to add their ideas to the world list. The easiest way to start is to rewrite one that has already been done.

Make the activity less messy by having students write and draw directly on the puzzle page. Have them use pencil if you plan to copy these pages.

♥ Copy any pages you like including those made by students. Solve them as a **whole class**. Post the colorful results in the hall for the everyone in the school to enjoy. Make fun valentines for the 'prince' ipal, special 'tea' 'chairs,' and other helpers at school. Consider using stickers for some of the rebus clues.

Materials and Preparation:

Why not send a copy of this activity to ESL teachers before you introduce the game to the whole class? This will help your multilingual students get 'ahead of the game.'

If you are planning to have students cut up the words and images, copy those pages single sided. For younger students make copies on larger paper. Copy the word list single sided or double sided as needed.

Students will need: scissors, crayons, markers, pencils, erasers, and glue sticks. They may need some stencils or stickers to get them started. Have plenty of paper bags or waste baskets ready. Invite helpers if you wish.

Extensions:

Valentine's Day can't last 'till the cows come home'. Still, if your students 'had a whale of a time' solving rebus puzzles, they might want to segue into learning about idioms. On the other hand, this could 'bee' a 'grate' time to study homophones, 'sew' your students 'no' the academic term for the fun behind the puzzle.

Encourage your students to use as many math symbols in their puzzles as possible. A logical next step would be to talk about substitutions - can we use $(6+4)$ in a number sentence in place of 10? Help your students connect rebus puzzles with equivalent fractions - the same idea in a different format.

World language teachers and 'PAIR'ents will love these, 2!

 Enjoy!

Isabelle

Isabelle@Uncommon-Core.com

Rebus Valentine

from:


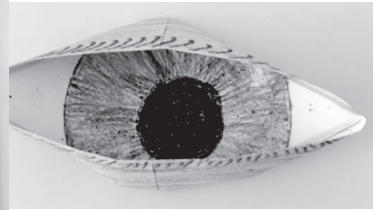


© 2023 UnCommon-Core.com



Cut the page along the dotted line. Solve the rebus puzzle. Either write the sentence or cut out the words and paste them in order. Happy Valentine's Day!

Rebus Valentine

from:



© 2023 UnCommon-Core.com

my

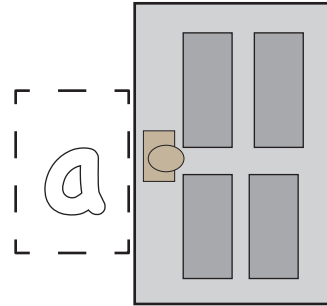

valentine.

Be

Cut the page along the dotted line. Solve the rebus puzzle.
Either write the sentence or cut out the words and paste
them in order. Happy Valentine's Day!

Rebus Valentine

from:

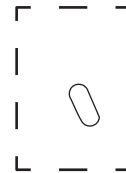


© 2023 UnCommon-Core.com

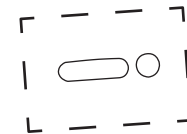
adore

you

I




Valentine



Cut the page along the dotted line. Solve the rebus puzzle.
Either write the sentence or cut out the words and paste
them in order. Happy Valentine's Day!

Rebus Valentine

from:



U

R

Z



4

me

© 2023 UnCommon-Core.com

me for you ,

Valentine are
! the one

Cut the page along the dotted line. Solve the rebus puzzle. Either write the sentence or cut out the words and paste them in order. Happy Valentine's Day!

Rebus Valentine

from:

R

U

Z

1

4

me

© 2023 UnCommon-Core.com

?

for

me

one

Are


you

the




Cut the page along the dotted line. Solve the rebus puzzle.
Either write the sentence or cut out the words and paste
them in order. Happy Valentine's Day!

Rebus Valentine

from:



Yule




© 2023 UnCommon-Core.com

valentine

my

be

you'll

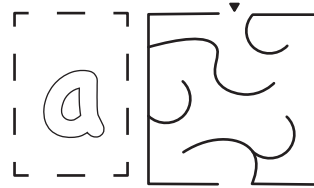



Wish

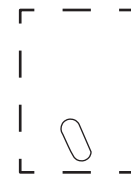
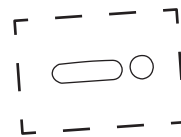
Cut the page along the dotted line. Solve the rebus puzzle. Either write the sentence or cut out the words and paste them in order. Happy Valentine's Day!

Rebus Valentine

from:



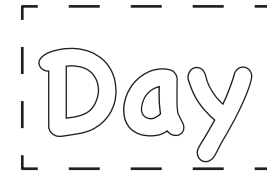


© 2023 UnCommon-Core.com



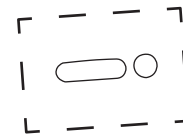
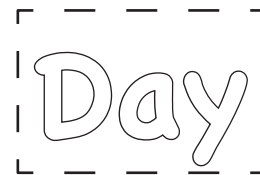
Cut the page along the dotted line. Solve the rebus puzzle. Either write the sentence or cut out the words and paste them in order. Happy Valentine's Day!

Rebus Valentine

from:





© 2023 UnCommon-Core.com



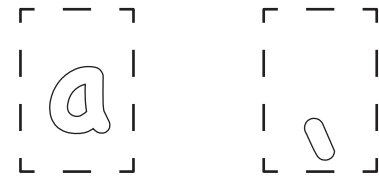

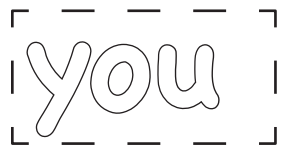
Cut the page along the dotted line. Solve the rebus puzzle. Either write the sentence or cut out the words and paste them in order. Happy Valentine's Day!

Rebus Valentine

from:



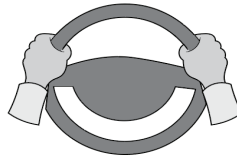

© 2023 UnCommon-Core.com




Cut the page along the dotted line. Solve the rebus puzzle.
Either write the sentence or cut out the words and paste
them in order. Happy Valentine's Day!

Rebus Valentine


from:



© 2023 UnCommon-Core.com




Cut the page along the dotted line. Solve the rebus puzzle. Either write the sentence or cut out the words and paste them in order. Happy Valentine's Day!

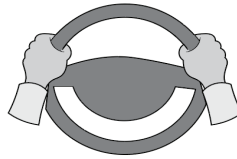


Rebus Valentine


from:



U



me



© 2023 UnCommon-Core.com

drive ,

me

crackers

you




Valentine

Cut the page along the dotted line. Solve the rebus puzzle. Either write the sentence or cut out the words and paste them in order. Happy Valentine's Day!

Rebus Valentine


from:

U



me

over



© 2023 UnCommon-Core.com

!

bowl

valentine

me


!

over


You

Cut the page along the dotted line. Solve the rebus puzzle.
Either write the sentence or cut out the words and paste
them in order. Happy Valentine's Day!


Rebus Valentine



we



from:



s

© 2023 UnCommon-Core.com

valentines

be

?

Shall

we

Cut the page along the dotted line. Solve the rebus puzzle. Either write the sentence or cut out the words and paste them in order. Happy Valentine's Day!

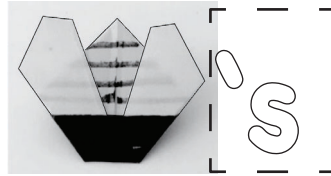
Rebus Valentine

from:

U

R


Z



© 2023 UnCommon-Core.com

bee's

the



are


knees

You

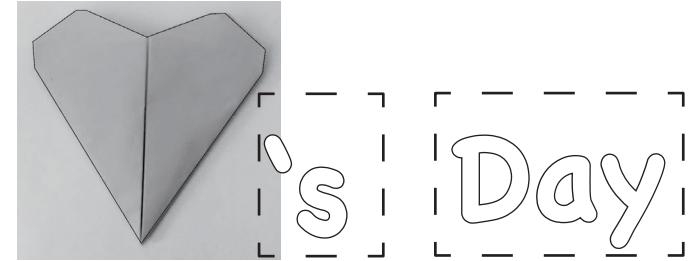
Rebus Valentine



U a



from:



© 2023 UnCommon-Core.com

Valentine's

you

Day

hoppy

Cut the page along the dotted line. Solve the rebus puzzle. Either write the sentence or cut out the words and paste them in order. Happy Valentine's Day!



a

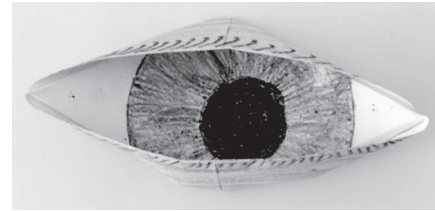
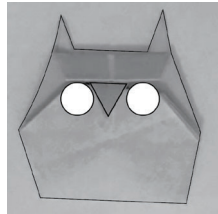
Wishing

Rebus Valentine

from:

U

R



need

© 2023 UnCommon-Core.com

all

I

need

are

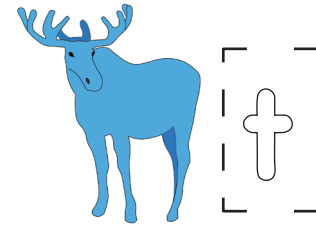
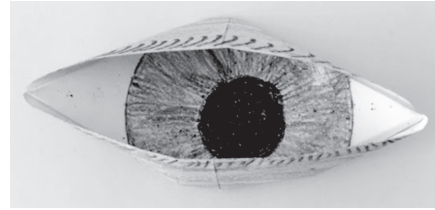
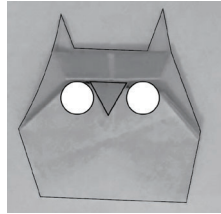
You

!

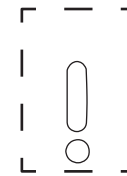

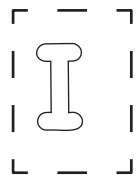
Cut the page along the dotted line. Solve the rebus puzzle.
Either write the sentence or cut out the words and paste
them in order. Happy Valentine's Day!

Rebus Valentine

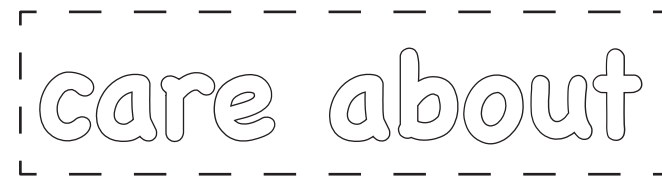
from:



© 2023 UnCommon-Core.com






Cut the page along the dotted line. Solve the rebus puzzle.
Either write the sentence or cut out the words and paste
them in order. Happy Valentine's Day!



Rebus Valentine

from:



away with me

© 2023 UnCommon-Core.com



dragging, fly stop ! away me

Cut the page along the dotted line. Solve the rebus puzzle. Either write the sentence or cut out the words and paste them in order. Happy Valentine's Day!

!

23

with Valentine

© 2023 UnCommon-Core.com

Rebus Valentine

from:


U

R

a



E




© 2023 UnCommon-Core.com

are

foxy

a

valentine


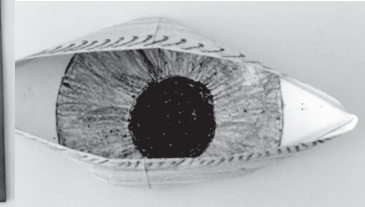






You

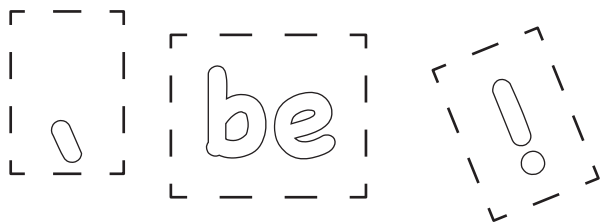
Cut the page along the dotted line. Solve the rebus puzzle. Either write the sentence or cut out the words and paste them in order. Happy Valentine's Day!

Rebus Valentine

from:

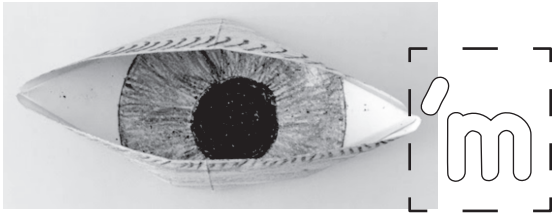


© 2023 UnCommon-Core.com



Cut the page along the dotted line. Solve the rebus puzzle.
Either write the sentence or cut out the words and paste
them in order. Happy Valentine's Day!



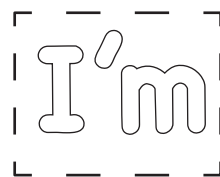
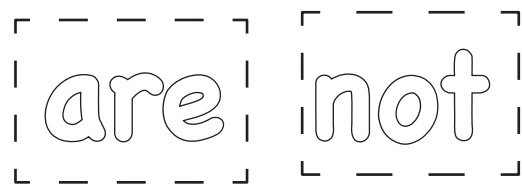
Rebus Valentine



from:




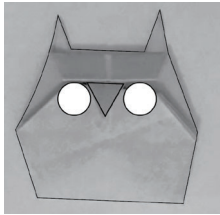
© 2023 UnCommon-Core.com




Cut the page along the dotted line. Solve the rebus puzzle.
Either write the sentence or cut out the words and paste
them in order. Happy Valentine's Day!

Rebus Valentine

from:




your



© 2023 UnCommon-Core.com

be



valentine

I'll

Cut the page along the dotted line. Solve the rebus puzzle. Either write the sentence or cut out the words and paste them in order. Happy Valentine's Day!

your


Rebus Valentine



d




from:



© 2023 UnCommon-Core.com

valentine

dance




Let us

Cut the page along the dotted line. Solve the rebus puzzle.
Either write the sentence or cut out the words and paste
them in order. Happy Valentine's Day!

Rebus Valentine

from:



U

R

Z



's



© 2023 UnCommon-Core.com

pajamas the

Valentine


cat's

! are


you

Cut the page along the dotted line. Solve the rebus puzzle. Either write the sentence or cut out the words and paste them in order. Happy Valentine's Day!

Rebus Valentine




from:



© 2023 UnCommon-Core.com

perfect

Valentine



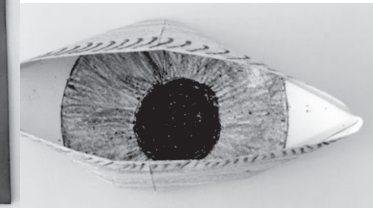


are

you

Cut the page along the dotted line. Solve the rebus puzzle. Either write the sentence or cut out the words and paste them in order. Happy Valentine's Day!

Rebus Valentine

from:



© 2023 UnCommon-Core.com

you

mine

be

?

Would


Cut the page along the dotted line. Solve the rebus puzzle. Either write the sentence or cut out the words and paste them in order. Happy Valentine's Day!

Rebus Valentine Word List A-B

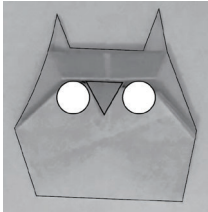
adore a 

amaze a 


and & +

apple 


are R =



all 

bananas 


bowl 


Rebus Valentine Word List B-D

Be  be

cute  

bee's 's B

D  dance


cat's  's

Day day d


care about  t

dear 

 care at



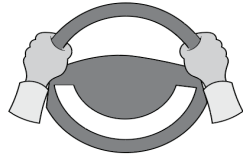
crackers



dragging, fly

Rebus Valentine Word List D-G

drive



fan

great


gr 8

4 for ever

enormous




E foxy

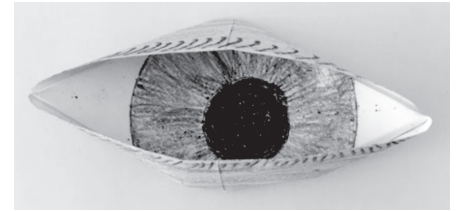


Rebus Valentine Word List H-K

Hoppy
hoppy
flappy
happy

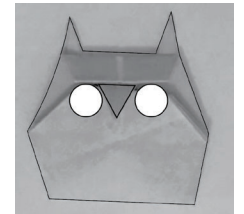


I




'm I'm

I'll



hear

H



Honk



knees

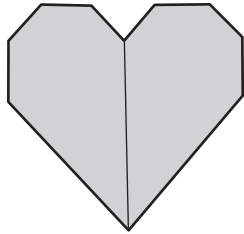
Rebus Valentine Word List L-M



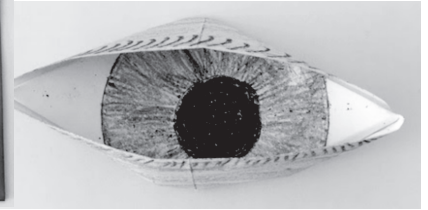

Let us

more than >

love



my

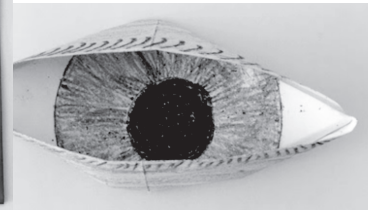



lying

mine

me

meow




N

Rebus Valentine Word List N-R

not




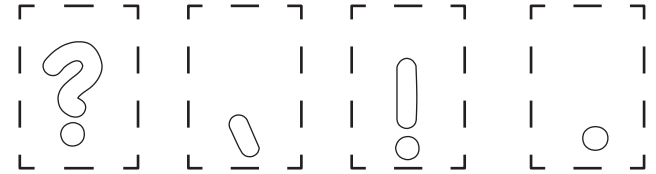
need



near

pajamas

nuts



fect


one

1



please

over



perfect

rock

ing

Rebus Valentine Word List S-T

see


c

s


's

time

Shall



the z




star



2 two

stop




too to

Rebus Valentine Word List U-V

unequaled ≠ id

unparalleled



s valentines

valentine

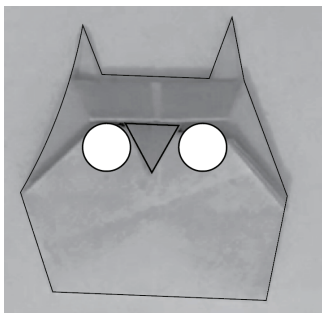
's

Valentine's

Valentine

Rebus Valentine Word List W-Z

Who



Will

will

with

we


were

Would



would

Wish



ing

Wishing

Yule you'll

You U you

Index and Ideas

Are you the one for me? p10

Be my valentine. p7

Dear Valentine, please be mine.

Do you care at all for me, valentine?

Happy Valentine's Day! p13

Honk if you're my valentine.

I calculate that you're number one!

I care about you, Valentine. p22

I estimate you're great!

I hear you, Valentine!

I like to be near you!

I love you more than ice cream!

I would love to be your valentine.

I would, would you?

I'll be your valentine. p27

I'm an enormous fan of yours!

I'm bananas for you, valentine.

I'm not kidding, valentine, you're foxy! p24

I'm not lying, you're cute! p26

I'm 1000% yours!

I'm over the moon for you!

I'm sweet on you!

I'm your biggest fan.

Let us be valentines forever.

Let us dance, valentine. p 28

My love for you is unequalled!

Warning!  ce your class has started, it will not be E Z to  !

Please be mine. p25

Please, let us be valentines.

See you later, valentine!

Shall we be valentines? p18

So girl, let's dance!

Stop dragging, fly with me, valentine. p23

Teacher, you're first class!

There's a high probability that you're mine!

Valentine, be mine.

Valentine, I adore you. p8

Valentine, I get a kick out of you!

Valentine, I think you're great!

Valentine, I'm an enormous fan.

Valentine, I'm stuck on you.

Valentine, I'm the one for you!

Valentine, it's time to be mine.

Valentine, let's dance!

Valentine, would you be mine?

Valentine, you amaze me. p12

Valentine, you are out of this world!

Valentine, you drive me bananas. p15

Valentine, you drive me nuts!

Valentine, you rock!

Valentine, you're all right with me!

Valentine, you're the cat's pajamas! p29

Will you be my valentine?

Let your students draw their own pictures
and find their own puns, no matter how corny!

Wish you were my valentine. p11

Wishing you a happy Valentine's Day. p20

Who is your valentine? ME! It's ME!

You are a star, valentine. p14

You are a step above!

You are all I care about. p22

You are all I need. p21

You are in the top 1%!

You are my favorite data point!

You are the apple of my eye.

You are the cat's meow!

You are the one for me. p9

You are the perfect valentine. p30

You are way above average!

You bowl me over, valentine! p17

You drive me crackers! p16

You're out of this world!

You're the bee's knees, valentine. p19

You're the top banana, valentine!

Terms of Use

By downloading this product, you agree that the contents are the property of Isabelle Hoag M. Ed., Director of Education at UnCommon-Core.com and licensed to you only for classroom/personal use as a single user.

I retain the copyright, and reserve all rights to this product.

YOU MAY:

- Use this product with your own students, in your classroom, or for your own personal use.
- Reference this product in blog posts, professional development workshops, at seminars, or other similar venues, ONLY if both credit is given to me as the author and a link to UnCommon-Core.com is included.
- Please direct others to UnCommon-Core.com where they can download their own free copy.

YOU MAY NOT:

- Claim this work as your own, alter the files in any way or remove copyright/watermarks.
- Sell the files or combine them into another unit for sale or for free.
- Post this document for sale or free elsewhere on line including Google Doc links on blogs.
- Make copies of this product to share with others.

Thank you for following universally accepted codes of professional ethics while using this product. If you have any issues with the file, or notice an error please contact me and I will be happy to help sort it out.