



MATH ART

Geometric Patterns of Digit Sums of Multiples of One and Eight



Isabelle Hoag M. Ed.
Director of Education
UnCommon-Core.com

Hello Teachers,

Thank you for downloading this handout. After decades of teaching, now I'm sharing activities I designed for my classes and some new ones as well.

Please visit UnCommon-Core.com. While you are there, sign up for your free copy of **Colorful Collections: A Mindful Exploration of Proper Fractions**.


In addition to **Colorful Collections**, you will receive a Wednesday morning email with teacher tips, educational ideas, or a free version of whatever I'm working on at the moment. You get to use it for free, and I benefit from your questions and comments.

Also, visit my Teachers Pay Teachers store Uncommon-Core dot com.

Thank you again. All the best,

Isabelle

Isabelle Hoag M.Ed.
Director of Education
UnCommon-Core.com



Finding Digit Sums

name:

Just as it sounds, the Digit Sum of a number is the total value of all its digits expressed as a single digit.

Simply add the individual digits, regardless of the value assigned by their place in the number, until you get a single digit answer.

Find the digit sum of 17,865.

First, add the individual digits.

$$1 + 7 + 8 + 6 + 5 = 27$$

Continue adding until the answer is a single digit number.

$$2 + 7 = 9$$

The digit sum of 17,865 is 9.

Let's Practice:			
Number	Digit Sum	Number	Digit Sum
5		45	
26		78	
55		26	
53		93	
13		31	
52		40	
81		134	

Explore Digit Sums

name: _____

Choose two numbers that add to ten. Write them on the lines.

List the multiples of each number from times one to times ten.

Write the digit sums of each list in the column next to it.

Write the total of the digit sums in the middle.

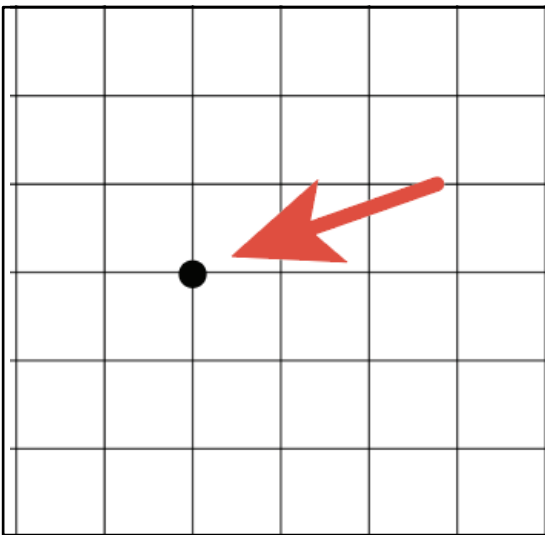
Complete the Chart:				
X _____	Digit Sum	Digit Sum Total	Digit Sum	X _____

Drawing Geometric Patterns based on Digit Sums

Digit Sums :

Times 8 :

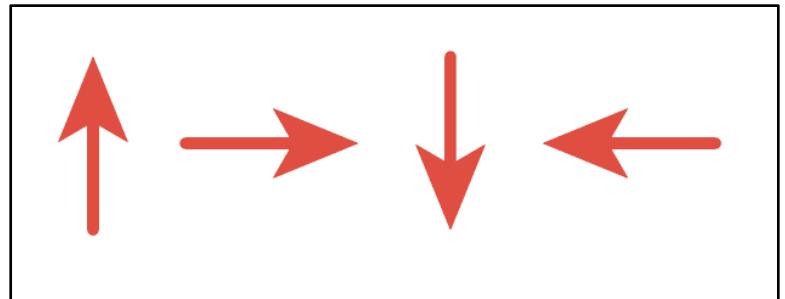
Write the first ten multiples of number in the title of the page.
Then write the digit sum of each multiple directly above it.



Next, find the starting point on the grid.

Draw a line from the starting point straight up so that it is as tall as the first digit sum.

Continue drawing lines with lengths equal to the digit sums. Make each line head a quarter turn clockwise from the one before.

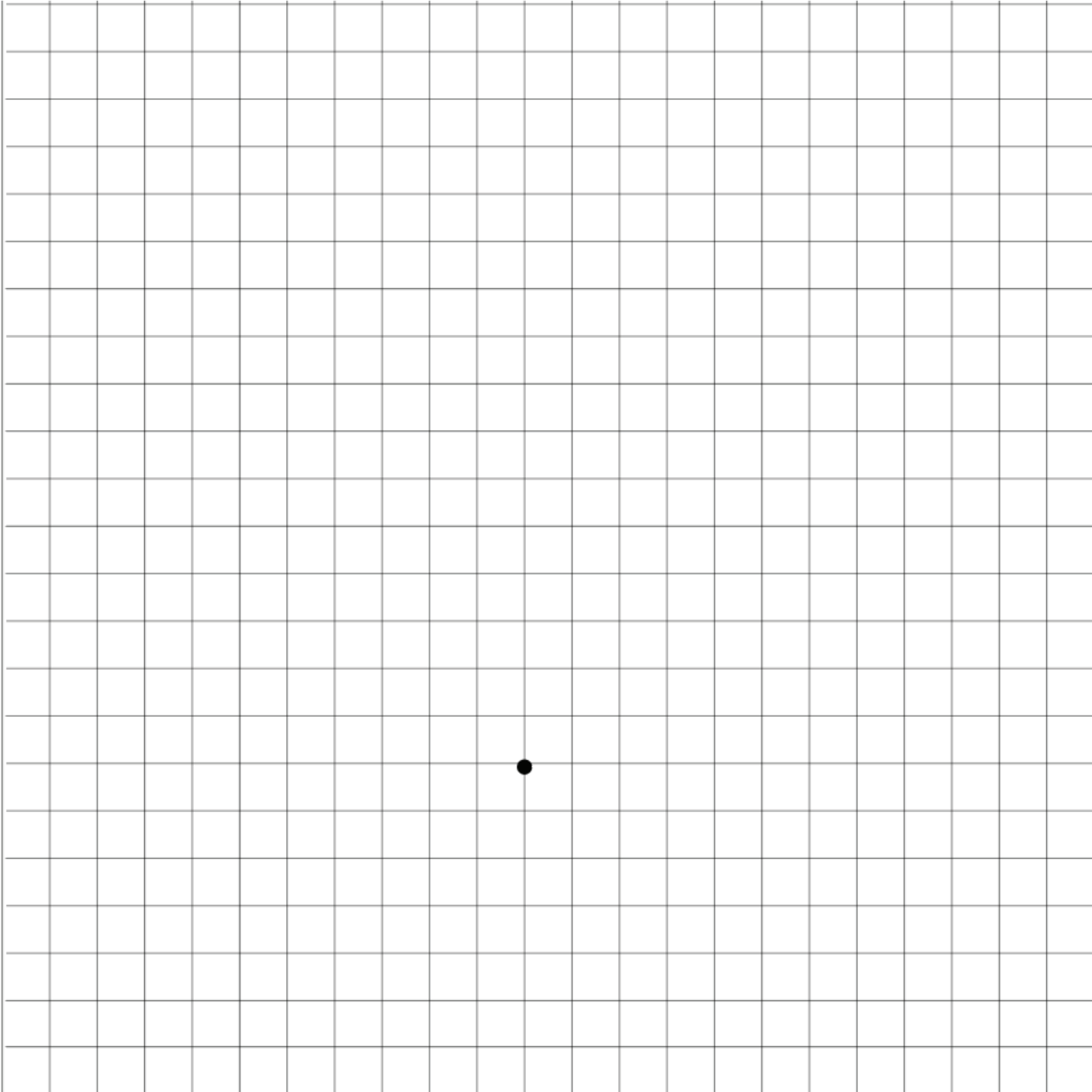


Geometric Patterns

Based on Digit Sums of Multiples of

ONE

name:



Digit Sums :

Times 1 :


Use the digit sums to create a pattern inside the grid. From the starting point draw a line up 1, right 2, down 3, left 4 and up 5. Continue drawing up, right, down, and left repeating the digit sums in order until you return to the starting point. Count mindfully. Draw slowly. Breathe.

Geometric Patterns

Based on Digit Sums of Multiples of

EIGHT

name: _____



Digit Sums :

Times 8 :

Use the digit sums to create a pattern inside the grid. From the starting point draw a line up 8, right 7, down 6, left 5 and up 4. Continue drawing up, right, down, and left repeating the digit sums in order until you return to the starting point. Count mindfully. Draw slowly. Breathe.

Answer Key

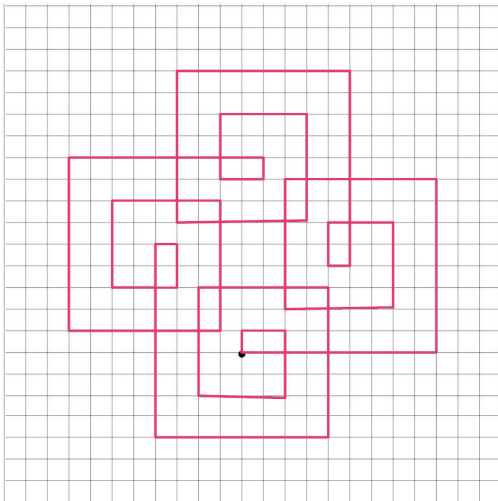
Answer Key			
Number	Digit Sum	Number	Digit Sum
5	5	47	4+7=11 1+1=2 2
26	2+6=8 8	77	7+7=14 1+4=5 5
55	5+5=10 1+0=1 1	26	2+6=8 8
52	5+2=7 7	93	9+3=12 1+2=3 3
13	1+3=4 4	31	3+1=4 4
42	4+2=6 6	50	5+0=5 5
81	8+1=9 9	134	1+3+4=8 8

Complete the Chart: Answer Key				
X <u>1</u>	Digit Sum	Digit Sum Total	Digit Sum	X <u>8</u>
1	1	9	8	8
2	2	9	7	16
3	3	9	6	24
4	4	9	5	32
5	5	9	4	40
6	6	9	3	48
7	7	9	2	56
8	8	9	1	64
9	9	9	9	72
10	1	9	8	80

Geometric Patterns Based on Digit Sums of Multiples of

ONE

name:



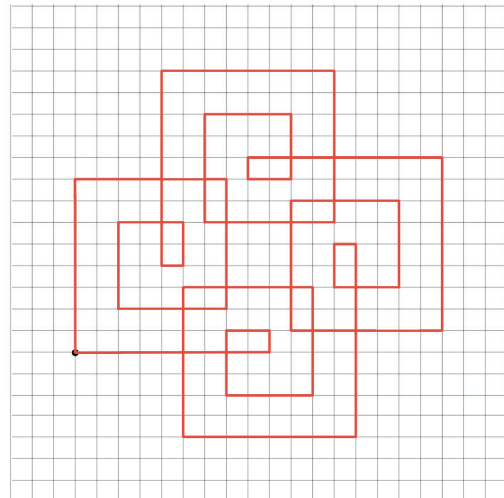
digit sum : 1, 2, 3, 4, 5, 6, 7, 8, 9,

times 1 : 1, 2, 3, 4, 5, 6, 7, 8, 9,

Geometric Patterns Based on Digit Sums of Multiples of

EIGHT

name:



digit sum : 8, 7, 6, 5, 4, 3, 2, 1, 9

times 8 : 8, 16, 24, 32, 40, 48, 56, 64, 72,

Terms of Use

By downloading this product, you agree that the contents are the property of Isabelle Hoag M. Ed., Director of Education at UnCommon-Core.com and licensed to you only for classroom/personal use as a single user. I retain the copyright, and reserve all rights to this product.

YOU MAY:

- Use this product with your own students, in your classroom, or for your own personal use.
 - Reference this product in blog posts, professional development workshops, at seminars, or other similar venues, ONLY if both credit is given to me as the author and a link to UnCommon-Core.com is included.
 - Please direct others to my TPT store UnCommon-Core dot com where they can download their own copy.
-

YOU MAY NOT:

- Claim this work as your own, alter the files in any way or remove copyright/watermarks.
 - Sell the files or combine them into another unit for sale or for free.
 - Post this document for sale or free elsewhere on the internet including Google Doc links on blogs.
 - Make copies of this product to share with others.
-

Thank you for following universally accepted codes of professional ethics while using this product. If you have any issues with the file, or notice an error please contact me and I will be happy to help sort it out.

Thank you!

Isabelle@UnCommon-Core.com